



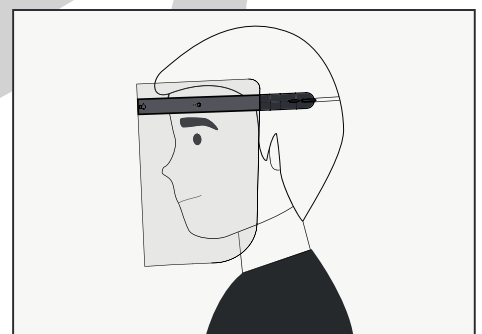
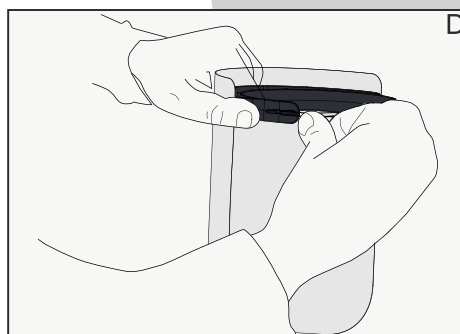
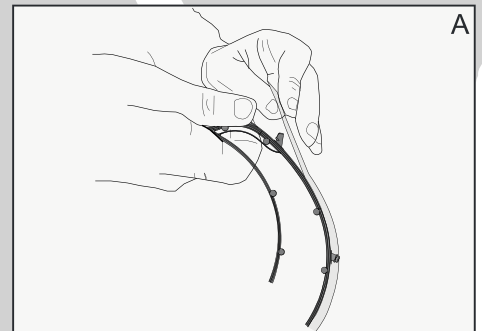
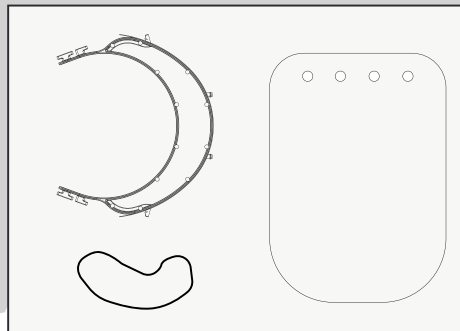
ISO 9001:2015  
ISO 13485:2015  
ISO 22000:2005

# Face Shield

Visières de Protection  
Viseras de Protección  
Viseiras de Proteção

User Manueak  
Guide d'instructions  
Guía de instrucciones  
Guia de Instruções

- **1 support; 1 transparent visor; 1 elastic**  
1 support ; 1 visière transparente ; 1 élastique  
1 soporte; 1 visera incolora; 1 elastico  
1 suporte; 1 viseira transparente; 1 elástico
- **Insert the transparent visor in the 4 fixation pins of the support (picture A)**  
Insérez la visière transparente dans les 4 pivots de fixation du support (image A)  
Poner la visera incolora en los 4 pasadores de fijación del soporte (punto A)  
Inserir a viseira transparente nos 4 pinos de fixação do suporte (ponto A)
- **From one of the sides of the support, put one part of the elastic (B)**  
Sur l'un des côtés de la visière, mettre un bout d'élastique (image B)  
En uno de los lados del soporte, poner el elastico (punto B)  
Num dos lados do suporte, colocar o elástico (ponto B)
- **On the other side of the support put the other part of the elastic (C)**  
Insérez de l'autre côté de la visière l'autre bout d'élastique (image C)  
Poner en el otro lado la otra punta del elastico (punto C)  
Insira no outro lado a outra ponta do elástico (ponto C)
- **Adjust the elastic before placing the face shield on (D)**  
Avant de mettre la visière de protection réglez l'élastique (image D)  
Antes de poner la visera de protección ajustar el elastico (punto D)  
Antes de colocar a viseira de proteção ajustar o elástico (ponto D)



**DISINFECT OR STERILIZE BEFORE NEW USING!!**

Your face shield must be disinfected with alcohol.

**DÉSINFECTER OU STÉRILISER AVANT TOUTE NOUVELLE UTILISATION !!**

Nettoyable à l'eau savonneuse et un chiffon microfibre.

**¡¡DESINFECTAR O ESTERILIZAR ANTES DE UTILIZAR!!**

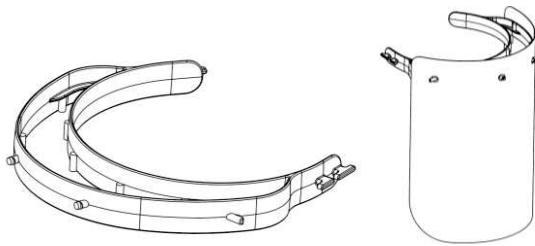
La visera debe ser desinfectada con alcohol.

**DESINFETAR OU ESTERILIZAR ANTES DE USAR!!**

A sua Viseira deve ser desinfectada com álcool.

# Product Datasheet

M100-01  
Version 3  
23-04-2020



<b>Designation</b>	Face Shield Support
<b>Reference</b>	M100-01
<b>Suitable with</b>	M100-02

## Technical Data

<b>Manufacturing Process</b>	Injection
<b>Production Environment</b>	Controlled for medical devices

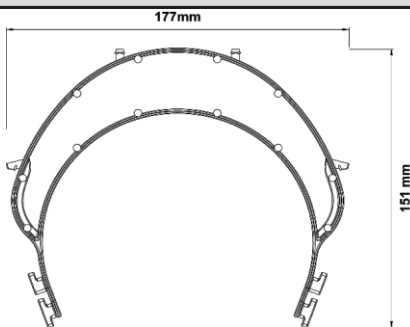
## Technical Features

**Raw material**  
Polypropylene


**Available colors**  
Colorless/ Black

**Technical Symbolology** n.a.

## Product Details



**Weight** 22,5 ± 0,7 g  
**Type of Quality control** Visual control



## Storage

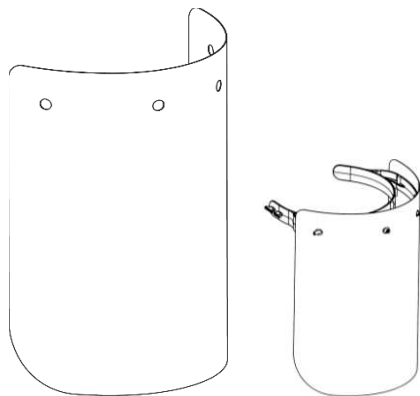
- Any longer storage at ambient temperature or lower, including heating to 70°C for 2 hours (maximum) or heating to 100°C for 15 minutes (maximum).

## Comments

The Face Shield is composed by the support, the full-faced-shield and the elastic headband.  
The packaging plan will be defined after the first production.

# Product Datasheet

M100-02  
Version 4  
23-04-2020



Designation	Full-face-shield
Reference	M100-02
Suitable with	M100-01

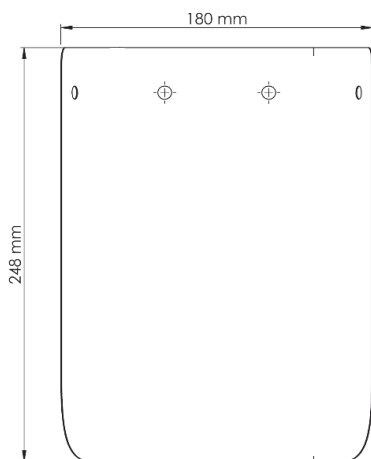
## Technical Data

Manufacturing Process	Thermoforming
Production Environment	Controlled for medical devices

## Technical Features

Raw material	Available colors
PET	Colorless
Technical Symbology	n.a.

## Product Details



Weight	32,1 ± 1,0 g
Type of Quality control	Visual control

## Comments

The Face Shield is composed by the support, the full-faced-shield and the elastic headband.  
The packaging plan will be defined after the first production.